



# अमृत महा आवास अभियान २०२२-२३

## दैनिक प्रगती अहवाल : २६.०३.२०२३

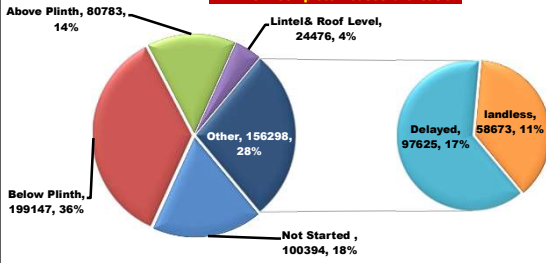
प्रधानमंत्री आवास योजना ग्रामीण — मंजूरी, पूर्ण घरकुले, हप्ते वितरण  
राज्य पुरस्कृत ग्रामीण आवास योजना — मंजूरी, पूर्ण घरकुले, हप्ते वितरण

योजना	एकूण मंजूरी	दैनिक मंजूरी	एकूण पूर्ण	दैनिक पूर्ण घरकुले	दैनिक पहिला हप्ता वितरित	दैनिक दुसरा हप्ता वितरित	दैनिक तिसरा हप्ता वितरित
प्रधानमंत्री आवास योजना ग्रामीण	१४१२६७३	५६	१००८३१६	९७३	१७५६	१८१२	१९२८
राज्य योजना	५४४१०१	७	३९४७४३	२९१	८७९	९०६	८७७
एकूण	१९५६७७४	६३	१४०३०५९	१२६४	२६३५	२७१८	२८०५

PMAY-G Completion Progress Bar

71.4%

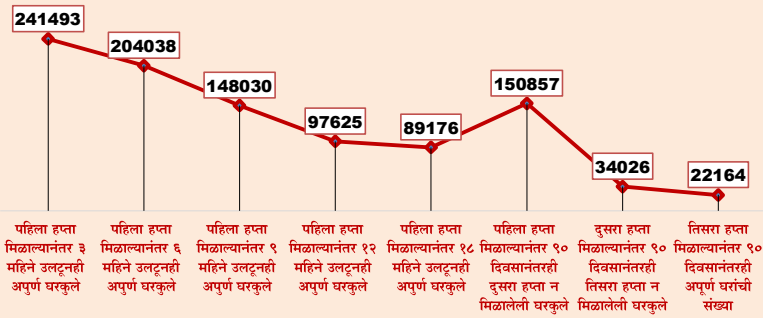
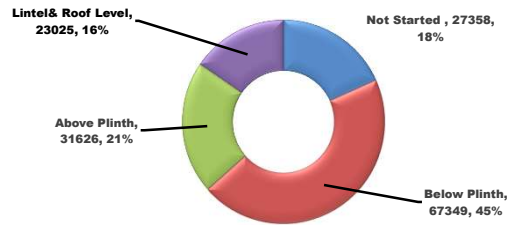
PMAY-G Incomplete Houses bifurcation



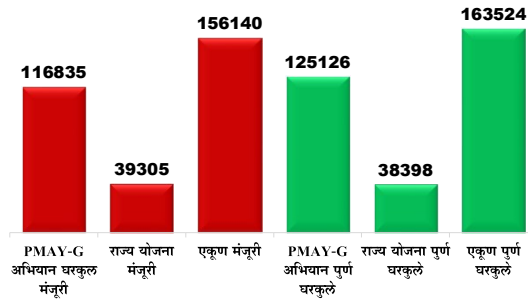
State Schemes Progress Bar

72.5%

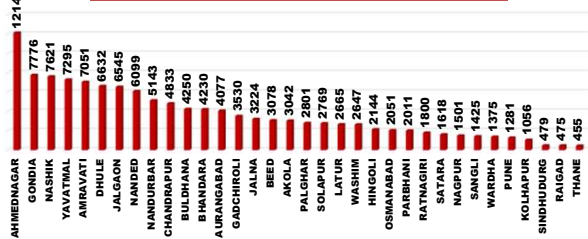
State Schemes: Incomplete Houses bifurcation



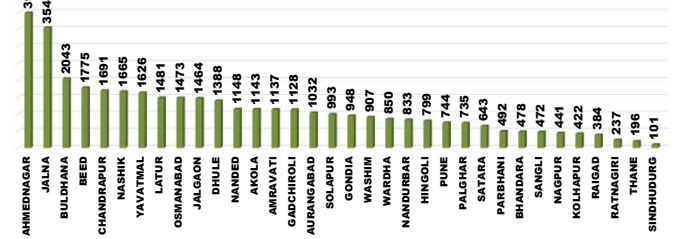
Abhiyan Achievement Day 126



PMAY-G : House completion ( Abhiyan Achievement)



State Schemes : House completion ( Abhiyan Achievement)

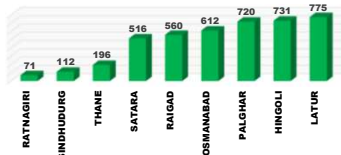


राज्य व्यवस्थापन कक्ष- ग्रामीण गृहनिर्माण

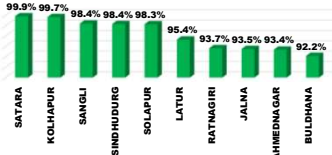
४ था मजला, दक्षिण कक्ष, सिडको भवन, सीबीडी बेलापूर, नवी मुंबई - ४०० ६१४.

# Top and Bottom Ten Districts


PMAY-G Delayed Houses TOP 10 Dist.



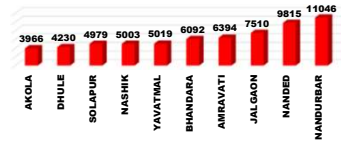
State Schemes Sanction TOP 10 Dist.



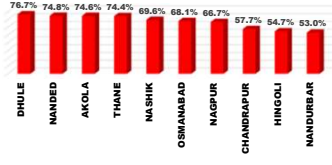
PMAY-G Remaining 1st Installments Bottom 10 Dist




PMAY-G Delayed Houses Bottom 10 Dist.



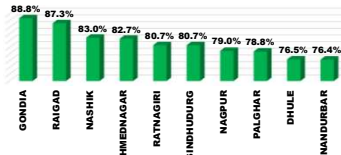
State Schemes Sanction Bottom 10 Dist.



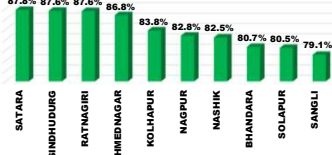
PMAY-G Remaining 2nd Installments Bottom 10 Dist



PMAY-G Completion TOP 10 Dist.



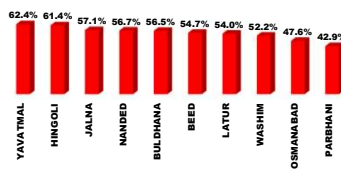
State Schemes Completion TOP 10 Dist.



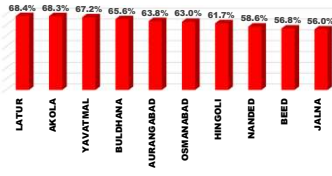
PMAY-G Remaining 3rd Installments Bottom 10 Dist



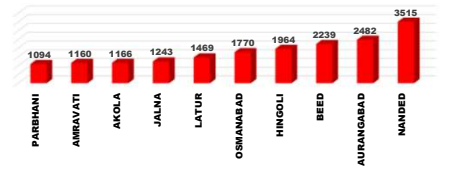
PMAY-G Completion Bottom 10 Dist.




State Schemes Completion Bottom 10 Dist.



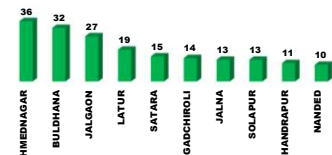
State Schemes Remaining 1st Installments Bottom 10 Dist



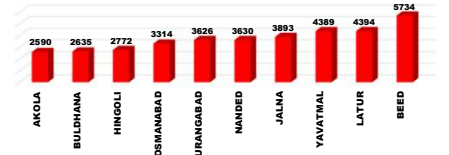
PMAY-G Daily Completion Top 10 Dist.



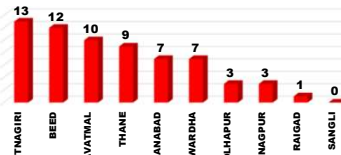
State Schemes Daily Completion Top 10 Dist.



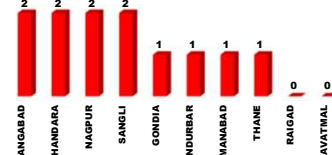
State Schemes Remaining 2nd Installments Bottom 10 Dist



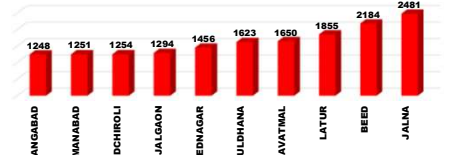
PMAY-G Daily Completion Bottom 10 Dist.



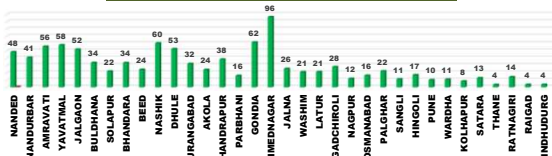
State Schemes Daily Completion Bottom 10 Dist.



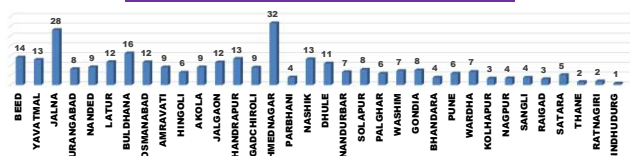
State Schemes Remaining 3rd Installments Bottom 10 Dist



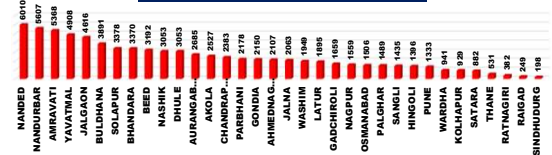
PMAY-G : Current Pace of Completion Per Day (Abhiyan)



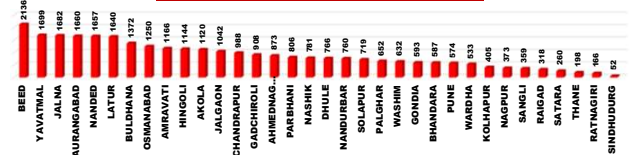
State Schemes : Current Pace of Completion Per Day (Abhiyan)



PMAY-G Required Pace of Completion Per Day



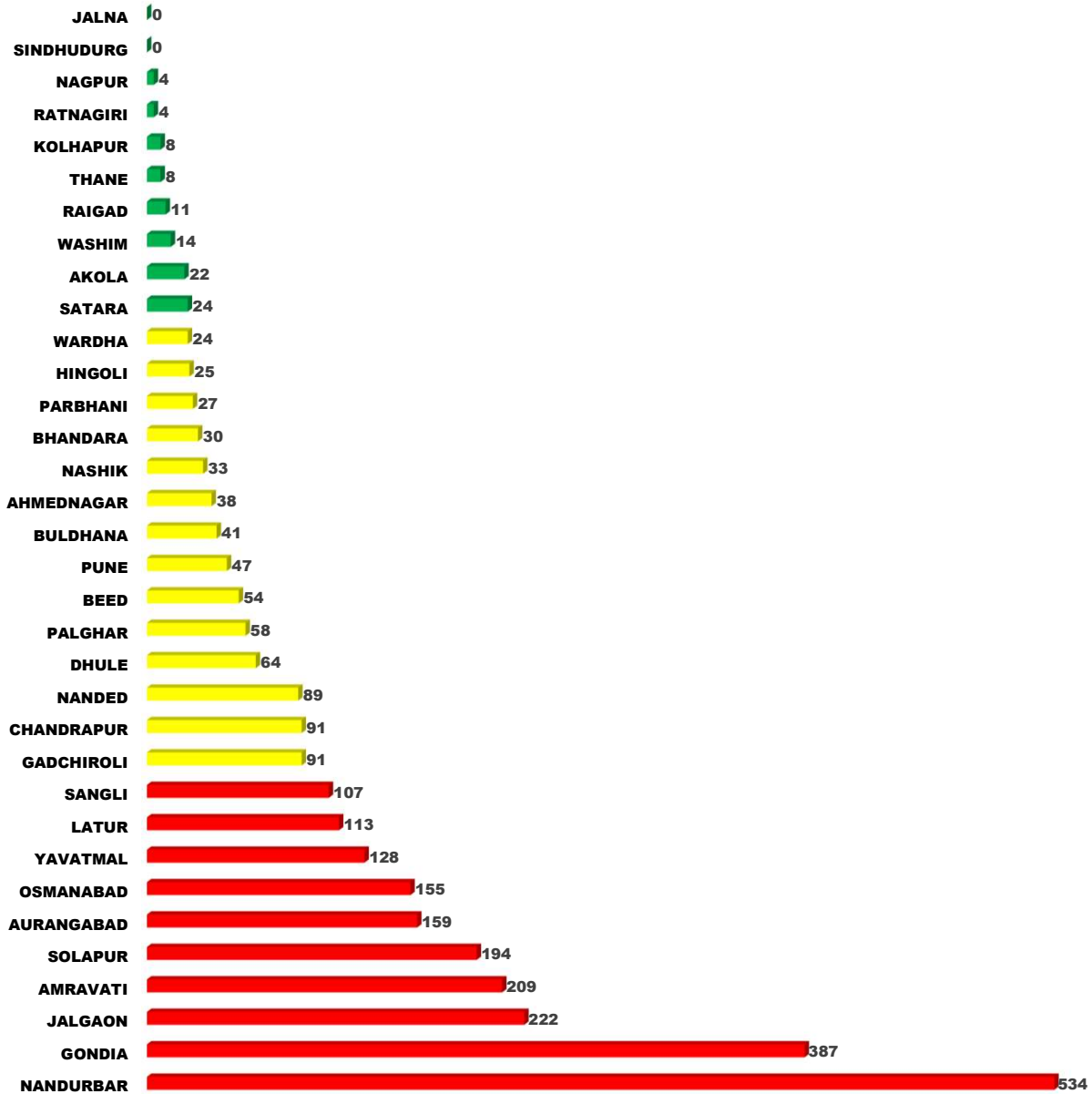
State Schemes Required Pace of Completion Per Day



प्रधानमंत्री आवास योजना ग्रामीण - मंजूरी (PWL+Awaas Plus)

Sr. No.	Division	Target (PWL+Awaas Plus)	25.03.2023	26.03.2023	Daily_Achievement	Remaining
1	PUNE DIV.	125736	125335	125356	37	380
2	AMRAVATI DIV.	275070	274643	274656	13	414
3	NASHIK DIV.	414671	413776	413780	4	891
4	KONKAN DIV.	69747	69664	69666	2	81
5	AURANGABAD DIV.	238162	237547	237540	0	622
6	NAGPUR DIV.	292302	291675	291675	0	627
	<b>Total</b>	<b>1415688</b>	<b>1412640</b>	<b>1412673</b>	<b>56</b>	<b>3015</b>

PMAY-G Remaining Sanction

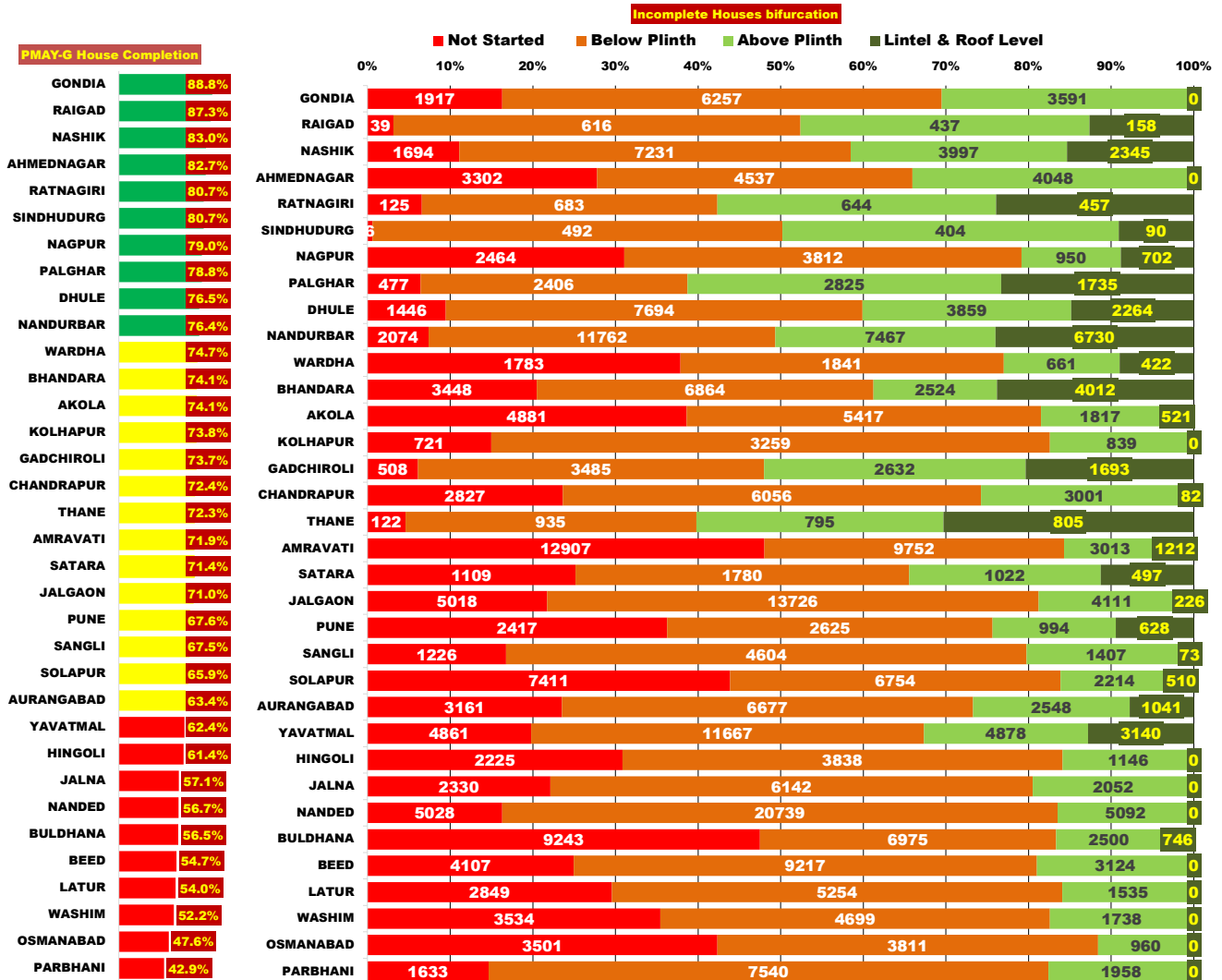


प्रधानमंत्री आवास योजना ग्रामीण - मंजूरी (PWL+Awaas Plus)

Sr. No.	District	Target (PWL+Awaas Plus)	25.03.2023	26.03.2023	Daily_Achievement	Remaining
1	PUNE	20602	20523	20555	32	47
2	WASHIM	20412	20390	20398	8	14
3	SOLAPUR	49760	49561	49566	5	194
4	YAVATMAL	65373	65240	65245	5	128
5	NASHIK	89712	89675	89679	4	33
6	PALGHAR	35233	35173	35175	2	58
7	AHMEDNAGAR	60799	60761	60761	0	38
8	AKOLA	48797	48775	48775	0	22
9	AMRAVATI	95723	95514	95514	0	209
10	AURANGABAD	36795	36636	36636	0	159
11	BEED	35319	35265	35265	0	54
12	BHANDARA	65120	65090	65090	0	30
13	BULDHANA	44765	44724	44724	0	41
14	CHANDRAPUR	43176	43085	43085	0	91
15	DHULE	64954	64890	64890	0	64
16	GADCHIROLI	31681	31590	31590	0	91
17	GONDIA	96489	96102	96102	0	387
18	HINGOLI	18108	18083	18083	0	25
19	JALGAON	79766	79544	79544	0	222
20	JALNA	24044	24044	24044	0	0
21	KOLHAPUR	17773	17765	17765	0	8
22	LATUR	20729	20616	20616	0	113
23	NAGPUR	37191	37187	37187	0	4
24	NANDED	69548	69459	69459	0	89
25	NANDURBAR	119440	118906	118906	0	534
26	OSMANABAD	14516	14361	14361	0	155
27	RAIGAD	9843	9832	9832	0	11
28	RATNAGIRI	9917	9913	9913	0	4
29	SANGLI	22176	22069	22069	0	107
30	SINDHUDURG	5148	5148	5148	0	0
31	THANE	9606	9598	9598	0	8
32	WARDHA	18645	18621	18621	0	24
33	PARBHANI	19103	19083	19076	-7	27
34	SATARA	15425	15417	15401	-16	24
<b>Total</b>		<b>1415688</b>	<b>1412640</b>	<b>1412673</b>	<b>56</b>	<b>3015</b>

## प्रधानमंत्री आवास योजना ग्रामीण - पूर्ण घरकूले

Sr. No.	Division	Sanction	25.03.2023	26.03.2023	Daily Achievement	Remaining	Avg. Completed Per Day From 20.11.22 to Today	To be Completed in Per Day till 31.03.23
1	NASHIK DIV.	413780	321238	321602	364	92178	302	18436
2	AURANGABAD DIV.	237540	132732	132910	178	104630	201	20926
3	NAGPUR DIV.	291675	231204	231373	169	60302	184	12060
4	AMRAVATI DIV.	274656	181302	181442	140	93214	193	18643
5	PUNE DIV.	125356	85507	85571	64	39785	65	7957
6	KONKAN DIV.	69666	55360	55418	58	14248	48	2850
<b>Total</b>		<b>1412673</b>	<b>1007343</b>	<b>1008316</b>	<b>973</b>	<b>404357</b>	<b>993</b>	<b>80871</b>



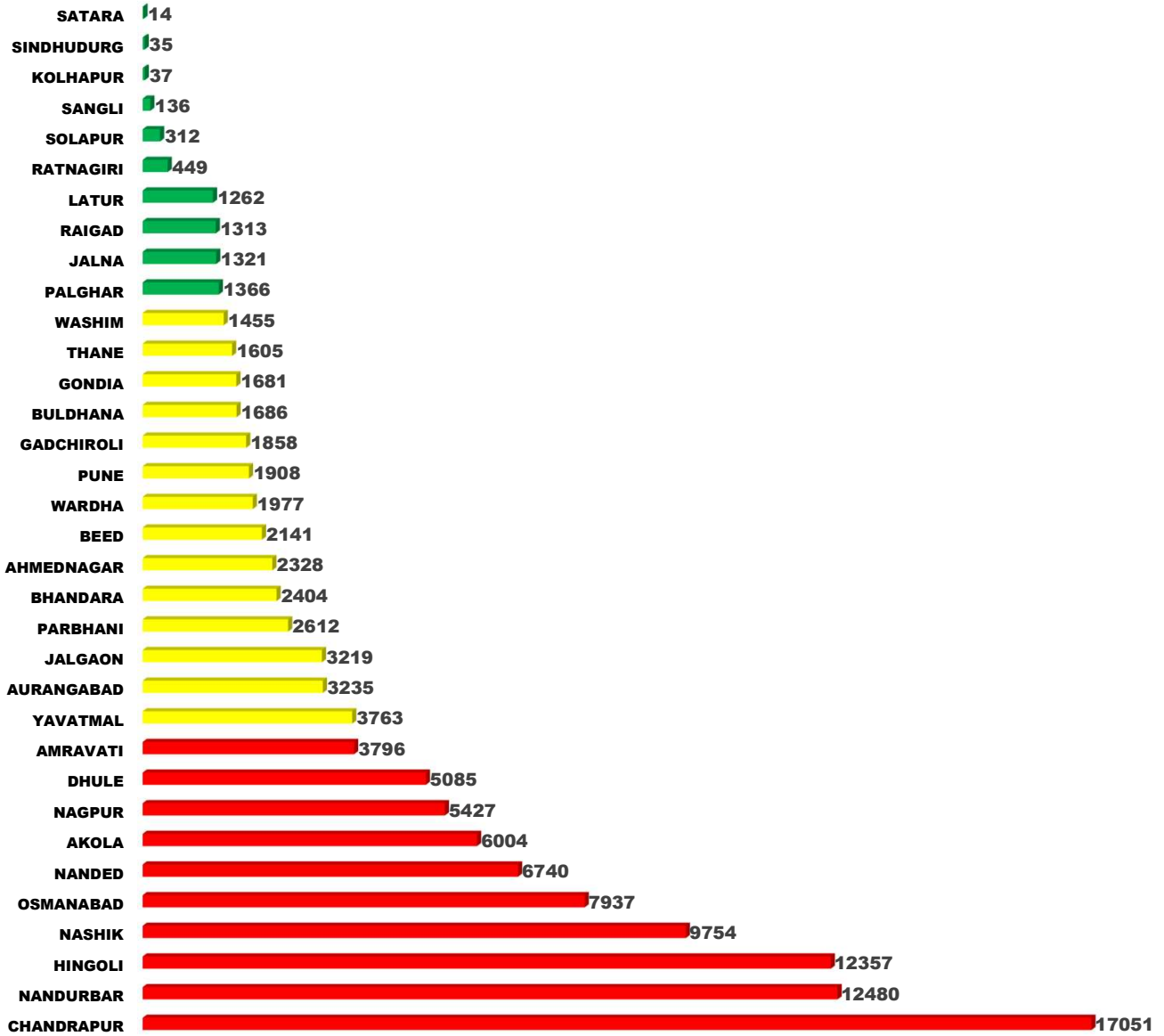
प्रधानमंत्री आवास योजना ग्रामीण - पूर्ण घरकूले

Sr. No.	District	Sanction	25.03.2023	26.03.2023	Daily Achievement	Remaining	Avg. Completed Per Day From 20.11.22 to Today	To be Completed in Per Day till 31.03.23
1	JALGAON	79544	56318	56463	145	23081	52	4616
2	AHMEDNAGAR	60761	50135	50227	92	10534	96	2107
3	GADCHIROLI	31590	23235	23297	62	8293	28	1659
4	NANDED	69459	39352	39409	57	30050	48	6010
5	BULDHANA	44724	25215	25271	56	19453	34	3891
6	NASHIK	89679	74357	74412	55	15267	60	3053
7	DHULE	64890	49583	49627	44	15263	53	3053
8	GONDIA	96102	85318	85354	36	10748	62	2150
9	WASHIM	20398	10618	10653	35	9745	21	1949
10	CHANDRAPUR	43085	31138	31172	34	11913	38	2383
11	NANDURBAR	118906	90845	90873	28	28033	41	5607
12	BHANDARA	65090	48215	48242	27	16848	34	3370
13	SOLAPUR	49566	32650	32677	27	16889	22	3378
14	PARBHANI	19076	8159	8184	25	10892	16	2178
15	AURANGABAD	36636	23186	23209	23	13427	32	2685
16	AKOLA	48775	36117	36139	22	12636	24	2527
17	HINGOLI	18083	11080	11102	22	6981	17	1396
18	LATUR	20616	11121	11139	18	9477	21	1895
19	PALGHAR	35175	27714	27732	18	7443	22	1489
20	AMRAVATI	95514	68659	68676	17	26838	56	5368
21	PUNE	20555	13874	13891	17	6664	10	1333
22	SATARA	15401	10976	10993	17	4408	13	882
23	SINDHUDURG	5148	4139	4156	17	992	4	198
24	JALNA	24044	13716	13730	14	10314	26	2063
25	RATNAGIRI	9913	7991	8004	13	1909	14	382
26	BEED	35265	19294	19306	12	15959	24	3192
27	YAVATMAL	65245	40693	40703	10	24542	58	4908
28	THANE	9598	6932	6941	9	2657	4	531
29	OSMANABAD	14361	6824	6831	7	7530	16	1506
30	WARDHA	18621	13907	13914	7	4707	11	941
31	KOLHAPUR	17765	13115	13118	3	4647	8	929
32	NAGPUR	37187	29391	29394	3	7793	12	1559
33	RAIGAD	9832	8584	8585	1	1247	4	249
34	SANGLI	22069	14892	14892	0	7177	11	1435
Total		1412673	1007343	1008316	973	404357	993	80871

राज्यपुरस्कृत आवास योजना ग्रामीण - मंजूरी

Sr. No.	Division	Target	25.03.2023	26.03.2023	Daily Achievement	Remaining
1	KONKAN DIV.	34729	29954	29961	7	4768
2	PUNE DIV.	65334	62927	62927	0	2407
3	NASHIK DIV.	141360	108494	108494	0	32866
4	AURANGABAD DIV.	199331	161726	161726	0	37605
5	AMRAVATI DIV.	109702	92998	92998	0	16704
6	NAGPUR DIV.	118393	87995	87995	0	30398
	<b>Total</b>	<b>668849</b>	<b>544094</b>	<b>544101</b>	<b>7</b>	<b>124748</b>

State Scheme Remaining Sanction



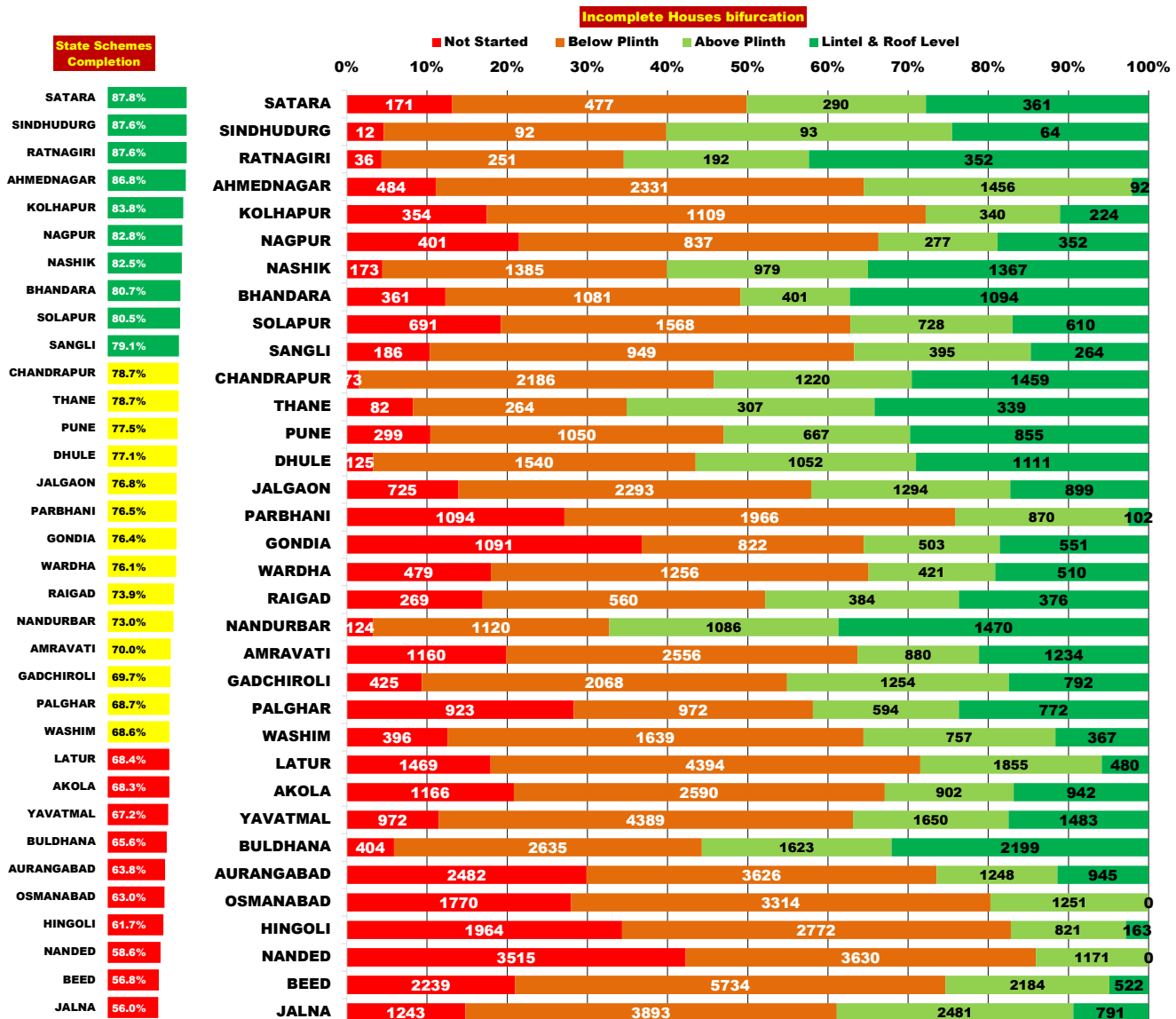
राज्यपुरस्कृत आवास योजना ग्रामीण - मंजूरी

Sr. No.	District	Target	25.03.2023	26.03.2023	Daily_Achievement	Remaining
1	THANE	6264	4652	4659	7	1605
2	AHMEDNAGAR	35298	32970	32970	0	2328
3	AKOLA	23681	17677	17677	0	6004
4	AMRAVATI	23224	19428	19428	0	3796
5	AURANGABAD	26141	22906	22906	0	3235
6	BEED	26878	24737	24737	0	2141
7	BHANDARA	17590	15186	15186	0	2404
8	BULDHANA	21616	19930	19930	0	1686
9	CHANDRAPUR	40285	23234	23234	0	17051
10	DHULE	21790	16705	16705	0	5085
11	GADCHIROLI	16834	14976	14976	0	1858
12	GONDIA	14246	12565	12565	0	1681
13	HINGOLI	27298	14941	14941	0	12357
14	JALGAON	25659	22440	22440	0	3219
15	JALNA	20446	19125	19125	0	1321
16	KOLHAPUR	12565	12528	12528	0	37
17	LATUR	27171	25909	25909	0	1262
18	NAGPUR	16291	10864	10864	0	5427
19	NANDED	26760	20020	20020	0	6740
20	NANDURBAR	26578	14098	14098	0	12480
21	NASHIK	32035	22281	22281	0	9754
22	OSMANABAD	24853	16916	16916	0	7937
23	PALGHAR	11792	10426	10426	0	1366
24	PARBHANI	19784	17172	17172	0	2612
25	PUNE	14672	12764	12764	0	1908
26	RAIGAD	7406	6093	6093	0	1313
27	RATNAGIRI	7126	6677	6677	0	449
28	SANGLI	8732	8596	8596	0	136
29	SATARA	10647	10633	10633	0	14
30	SINDHUDURG	2141	2106	2106	0	35
31	SOLAPUR	18718	18406	18406	0	312
32	WARDHA	13147	11170	11170	0	1977
33	WASHIM	11500	10045	10045	0	1455
34	YAVATMAL	29681	25918	25918	0	3763
<b>Total</b>		<b>668849</b>	<b>544094</b>	<b>544101</b>	<b>7</b>	<b>124748</b>



## राज्यपुरस्कृत आवास योजना ग्रामीण - पूर्ण घरकूले

Sr. No.	Division	Sanction	25.03.2023	26.03.2023	Daily Achievement	Remaining	Avg. Completed Per Day From 20.11.22 to Today	To be Completed in Per Day till 31.03.23
1	NASHIK DIV.	108494	87305	87388	83	21106	74	4221
2	AURANGABAD DIV.	161726	101791	101854	63	59872	93	11974
3	AMRAVATI DIV.	92998	63001	63054	53	29944	54	5989
4	PUNE DIV.	62927	51294	51339	45	11588	26	2318
5	NAGPUR DIV.	87995	68044	68081	37	19914	44	3983
6	KONKAN DIV.	29961	23017	23027	10	6934	13	1387
<b>Total</b>		<b>544101</b>	<b>394452</b>	<b>394743</b>	<b>291</b>	<b>149358</b>	<b>305</b>	<b>29872</b>



राज्यपुरस्कृत आवास योजना ग्रामीण - पूर्ण घरकूले

Sr. No.	District	Sanction	25.03.2023	26.03.2023	Daily Achievement	Remaining	Avg. Completed Per Day From 20.11.22 to Today	To be Completed in Per Day till 31.03.23
1	AHMEDNAGAR	32970	28571	28607	36	4363	32	873
2	BULDHANA	19930	13037	13069	32	6861	16	1372
3	JALGAON	22440	17202	17229	27	5211	12	1042
4	LATUR	25909	17692	17711	19	8198	12	1640
5	SATARA	10633	9319	9334	15	1299	5	260
6	GADCHIROLI	14976	10423	10437	14	4539	9	908
7	JALNA	19125	10704	10717	13	8408	28	1682
8	SOLAPUR	18406	14796	14809	13	3597	8	719
9	CHANDRAPUR	23234	18285	18296	11	4938	13	988
10	NANDED	20020	11727	11737	10	8283	9	1657
11	NASHIK	22281	18367	18377	10	3904	13	781
12	PUNE	12764	9883	9893	10	2871	6	574
13	AKOLA	17677	12068	12077	9	5600	9	1120
14	DHULE	16705	12868	12877	9	3828	11	766
15	AMRAVATI	19428	13591	13598	7	5830	9	1166
16	WARDHA	11170	8497	8504	7	2666	7	533
17	BEED	24737	14052	14058	6	10679	14	2136
18	HINGOLI	14941	9215	9221	6	5720	6	1144
19	PARBHANI	17172	13134	13140	6	4032	4	806
20	KOLHAPUR	12528	10496	10501	5	2027	3	405
21	WASHIM	10045	6881	6886	5	3159	7	632
22	PALGHAR	10426	7162	7165	3	3261	6	652
23	RATNAGIRI	6677	5843	5846	3	831	2	166
24	SINDHUDURG	2106	1842	1845	3	261	1	52
25	AURANGABAD	22906	14603	14605	2	8301	8	1660
26	BHANDARA	15186	12247	12249	2	2937	4	587
27	NAGPUR	10864	8995	8997	2	1867	4	373
28	SANGLI	8596	6800	6802	2	1794	4	359
29	GONDIA	12565	9597	9598	1	2967	8	593
30	NANDURBAR	14098	10297	10298	1	3800	7	760
31	OSMANABAD	16916	10664	10665	1	6251	12	1250
32	THANE	4659	3666	3667	1	992	2	198
33	RAIGAD	6093	4504	4504	0	1589	3	318
34	YAVATMAL	25918	17424	17424	0	8494	13	1699
	<b>Total</b>	<b>544101</b>	<b>394452</b>	<b>394743</b>	<b>291</b>	<b>149358</b>	<b>305</b>	<b>29872</b>



प्रधानमंत्री आवास योजना ग्रामीण - हप्ते वितरण

Sr. No.	District	1st Installment (Daily Achievement)	1st Installment Remaining	2nd Installment (Daily Achievement)	2nd Installment Remaining	3rd Installment (Daily Achievement)	3rd Installment Remaining
1	NANDED	813	5028	534	20739	496	5092
2	AURANGABAD	146	3161	232	6677	263	2548
3	LATUR	177	2849	121	5254	83	1535
4	BHANDARA	24	3448	132	6864	135	2524
5	JALGAON	103	5018	68	13726	98	4111
6	PALGHAR	69	477	31	2406	106	2825
7	YAVATMAL	17	4857	90	11667	93	4878
8	WARDHA	46	1783	87	1841	43	661
9	THANE	3	122	63	935	108	795
10	BULDHANA	50	9232	68	6975	50	2500
11	GADCHIROLI	7	483	42	3485	81	2632
12	HINGOLI	37	2225	48	3838	42	1146
13	GONDIA	26	1917	36	6257	54	3591
14	BEED	55	4107	34	9217	23	3124
15	DHULE	49	1446	8	7694	47	3859
16	AHMEDNAGAR	15	3302	37	4537	44	4048
17	SATARA	17	1109	44	1780	35	1022
18	PARBHANI	10	1633	49	7540	33	1958
19	JALNA	25	2300	14	6142	25	2052
20	NAGPUR	15	2329	19	3812	25	950
21	AMRAVATI	19	12861	20	9752	19	3013
22	KOLHAPUR	1	721	13	3259	6	839
23	CHANDRAPUR	3	2774	7	6056	5	3001
24	OSMANABAD	6	3501	6	3811	1	960
25	NASHIK	7	1694	0	7231	5	3997
26	RAIGAD	2	36	4	616	5	437
27	SOLAPUR	11	7411	0	6754	0	2214
28	PUNE	1	2417	5	2625	2	994
29	RATNAGIRI	0	125	0	683	1	644
30	SANGLI	1	1093	0	4604	0	1407
31	SINDHUDURG	1	6	0	492	0	404
32	AKOLA	0	4881	0	5417	0	1817
33	NANDURBAR	0	2074	0	11762	0	7467
34	WASHIM	0	3531	0	4699	0	1738
	<b>Total</b>	<b>1756</b>	<b>99951</b>	<b>1812</b>	<b>199147</b>	<b>1928</b>	<b>80783</b>

राज्यपुरस्कृत आवास योजना ग्रामीण - हप्ते वितरण

Sr. No.	Division	1st Installment (Daily Achivement)	1st Installment Remaining	2nd Installment (Daily Achivement)	2nd Installment Remaining	3rd Installment (Daily Achivement)	3rd Installment Remaining
1	AURANGABAD DIV.	329	15776	294	29329	260	11881
2	AMRAVATI DIV.	402	4098	217	13809	194	5812
3	NASHIK DIV.	27	1631	163	8669	179	5867
4	NAGPUR DIV.	104	2830	117	8250	122	4076
5	PUNE DIV.	13	1701	77	5153	94	2420
6	KONKAN DIV.	4	1322	38	2139	28	1570
	<b>Total</b>	<b>879</b>	<b>27358</b>	<b>906</b>	<b>67349</b>	<b>877</b>	<b>31626</b>

State Schemes 1st Ins Pending

SINDHUDURG	12
RATNAGIRI	36
CHANDRAPUR	73
THANE	82
NANDURBAR	124
DHULE	125
SATARA	171
NASHIK	173
SANGLI	186
RAIGAD	269
PUNE	299
KOLHAPUR	354
BHANDARA	361
WASHIM	396
NAGPUR	401
BULDHANA	404
GADCHIROLI	425
WARDHA	479
AHMEDNAGAR	484
SOLAPUR	691
JALGAON	725
PALGHAR	923
YAVATMAL	972
GONDIA	1091
PARBHANI	1094
AMRAVATI	1160
AKOLA	1166
JALNA	1243
LATUR	1469
OSMANABAD	1770
HINGOLI	1964
BEED	2239
AURANGABAD	2482
NANDED	3515

State Schemes 2nd Ins Pending

SINDHUDURG	92
RATNAGIRI	251
THANE	264
SATARA	477
RAIGAD	560
GONDIA	822
NAGPUR	837
SANGLI	949
PALGHAR	972
PUNE	1050
BHANDARA	1081
KOLHAPUR	1109
NANDURBAR	1120
WARDHA	1256
NASHIK	1385
DHULE	1540
SOLAPUR	1568
WASHIM	1639
PARBHANI	1966
GADCHIROLI	2068
CHANDRAPUR	2186
JALGAON	2293
AHMEDNAGAR	2331
AMRAVATI	2556
AKOLA	2590
BULDHANA	2635
HINGOLI	2772
OSMANABAD	3314
AURANGABAD	3626
NANDED	3630
JALNA	3893
YAVATMAL	4389
LATUR	4394
BEED	5734

State Schemes 3rd Ins Pending

SINDHUDURG	93
RATNAGIRI	192
NAGPUR	277
SATARA	290
THANE	307
KOLHAPUR	340
RAIGAD	384
SANGLI	395
BHANDARA	401
WARDHA	421
GONDIA	503
PALGHAR	594
PUNE	667
SOLAPUR	728
WASHIM	757
HINGOLI	821
PARBHANI	870
AMRAVATI	880
AKOLA	902
NASHIK	979
DHULE	1052
NANDURBAR	1086
NANDED	1171
CHANDRAPUR	1220
AURANGABAD	1248
OSMANABAD	1251
GADCHIROLI	1254
JALGAON	1294
AHMEDNAGAR	1456
BULDHANA	1623
YAVATMAL	1650
LATUR	1855
BEED	2184
JALNA	2481

राज्यपुरस्कृत आवास योजना ग्रामीण -हप्ते वितरण

Sr. No.	District	1st Installment (Daily Achivement)	1st Installment Remaining	2nd Installment (Daily Achivement)	2nd Installment Remaining	3rd Installment (Daily Achivement)	3rd Installment Remaining
1	AKOLA	237	1166	18	2590	39	902
2	AMRAVATI	140	1160	66	2556	63	880
3	JALNA	58	1243	93	3893	114	2481
4	HINGOLI	108	1964	42	2772	43	821
5	AHMEDNAGAR	1	484	49	2331	70	1456
6	AURANGABAD	38	2482	42	3626	37	1248
7	LATUR	45	1469	51	4394	19	1855
8	WARDHA	61	479	27	1256	22	421
9	NANDED	68	3515	19	3630	8	1171
10	BULDHANA	3	404	40	2635	51	1623
11	YAVATMAL	6	972	50	4389	34	1650
12	NASHIK	0	173	25	1385	52	979
13	BEED	9	2239	36	5734	30	2184
14	GONDIA	35	1091	19	822	20	503
15	JALGAON	14	725	34	2293	24	1294
16	CHANDRAPUR	0	73	29	2186	39	1220
17	WASHIM	16	396	43	1639	7	757
18	NANDURBAR	8	124	45	1120	12	1086
19	SOLAPUR	2	691	28	1568	26	728
20	PUNE	7	299	14	1050	29	667
21	GADCHIROLI	4	425	24	2068	16	1254
22	KOLHAPUR	0	354	16	1109	21	340
23	DHULE	4	125	10	1540	21	1052
24	NAGPUR	3	401	12	837	18	277
25	SATARA	2	171	14	477	11	290
26	THANE	0	82	22	264	0	307
27	PALGHAR	4	923	2	972	13	594
28	SINDHUDURG	0	12	8	92	7	93
29	BHANDARA	1	361	6	1081	7	401
30	SANGLI	2	186	5	949	7	395
31	PARBHANI	3	1094	2	1966	8	870
32	RATNAGIRI	0	36	6	251	7	192
33	OSMANABAD	0	1770	9	3314	1	1251
34	RAIGAD	0	269	0	560	1	384
	<b>Total</b>	<b>879</b>	<b>27358</b>	<b>906</b>	<b>67349</b>	<b>877</b>	<b>31626</b>